

Troop 179

Summer Camp

Edward N. Cole Canoe Base
Silver Springs/Silver Creek Campsite

June 29 through July 5, 2025
Participant's Guide



General Information

Mail and Phone

In extreme emergencies you can call the camp and leave a message for your Scout to call home, be sure to tell them they're with Troop 179. We do not recommend sending mail to the Scouts since it usually takes several days to get through the US mail offices and the camps mail distribution. Please use discretion in deciding to mail a letter, if something must be mailed or shipped because it was left behind, we provide this information.

The camp's address is:

(Scout's Name)
Troop 179/Silver Springs
Cole Canoe Base
1356 E. Greenwood Road
Alger, Michigan, 48610

The camp's office number is: (989) 873-1516

The Camp's Fax number is: (989) 873-1517

Transportation

Summer Camp always has a lot of equipment to haul so every parent is asked to help with transportation of the Scouts to and from camp by driving one way or the other. If you are planning to drive to camp, you should plan on arriving at camp by 12:00 noon on Sunday for check-in. If you will drive home from camp, the closing Court of Honor is at 11:00 a.m. on Saturday and we depart about noon. You should plan a stop for lunch at a fast-food restaurant for the Scouts to purchase lunch on both trips and the Scouts should have money to purchase their own lunch with them. If you have transportation or registration concerns contact Lisa Hayes, (248) 471-2691, t179transportation@gmail.com.

Adults at Camp

The Scouting America's policy states that any Scout or Adult spending a night at Summer Camp must be registered with the Scouting America and have a BSA Health Form A, B, & C. Leaders (21 or older) must also apply for a clearance letter from the State of Michigan Department of Human Services. Any adult (18 or older) wishing to help staff Summer Camp this summer should talk to Scoutmaster, Chuck Williams at a Tuesday night meeting. He will help to find a job in our Troop or Crew that you will fit into and make sure that your BSA membership is secured along with the State of Michigan DHHS Clearance.

Scouts Leaving the Camp

We always keep track of where the Scouts are very seriously. For this reason, we ask that no parent should ever remove their son or daughter from camp without first checking in with our leader in charge. No person may remove a Scout from the camp without their name appearing on the National Health Form (authorization section on part A).

Health Forms & Medications

Every Scout and adult attending camp must have a current National Health Form Parts A, B, & C (No Exceptions). This form is renewed annually by a physician. New forms are available at the Scout meetings and on our web site. All medications must be checked-in with the Health Officer during medical checks on Sunday. All prescription drugs (including those needing refrigeration) are to be locked up. An exception may be made for a limited amount of medication to be carried by a camper, leader, or staff member for life-threatening conditions, including EpiPen's, heart medication and inhalers, or for a limited amount of medication approved for use in a first aid kit. Campers that are going to be taking medications need to have filled out the "Parent Medication Control Permission Form" include with this enough medication for the week in the original bottle (your pharmacist can help you by making out a special labeled bottle for camp). Put everything in a gallon sized zip-lock bag and use a marker to put the campers name on the outside of the bag. We will have our own Health Officers in camp to make sure that the medications are distributed using the instructions you give us on the form.

What to Bring to Camp

What We Wear Every Day!

Scout Field Uniform	Activity Uniform
Scout shirt (long or short sleeve)	Red Scout t-shirt or a blank red t-shirt
Scout trousers & shorts	Scout trousers & shorts
Scout socks (any length)	Scout socks (any length)
Troop hat (red ball cap)	Troop hat (red ball cap)
Web Scout Belt	Web Scout Belt

We will wear the Scout Field Uniform while traveling to and from camp and every day for flag ceremonies. The Activity Uniform can be worn at all other times throughout the day. The leaders will encourage the Scouts to only wear uniforms when required and to change anytime a dirty activity is about to happen. Please mark all clothing, especially uniforms, with the Scout's name to avoid mix-ups. On Wednesday the leaders will collect Scout Uniforms only and launder them.

Personal Equipment

	Uniforms
	2 Blankets or Sleeping Bag
	Sheet
	Foam Pad or Small Cot
	Pillow
	Jacket
	Rain Gear
	Extra Shorts
	Extra Trousers
	6 Blank Red or Troop T-shirts
	6 Pairs Underwear
	Pajamas
	6 Pairs Socks
	Swim Trunks
	2 Pairs of Shoes (no opened toes)
	Toilet Kit
	2 Beach Towels
	Laundry Bag
	Flashlight
	Insect Repellant (no aerosol)
	Scout Handbook
	Closing Pocket Knife
	Compass
	3 Pens and Ruled Paper
	Clothing required for Advancement*
	Blank Red or Troop Sweatshirt

Optional Items	
	Fishing Gear
	Camera and Film
	Books
	Leisure Toys
	Mess Kit (plate, bowl, cup, fork, knife & spoon)
	Extra Batteries

Advancement Items

Scouts should read merit badge books for courses they will take and use common sense to be sure they are wearing the right clothing to participate in the activity the merit badge requires. Examples are climbing required shoes you can climb with, welding required jeans and leather boots.

What Not to Bring

There are many common items that are not recommended bringing to camp that distract the Scouts and can serve to get them in trouble. These include expensive items such as phones & tablets, (see paragraph below). Other items are water guns, fixed blade knives and aerosols of any kind.

Valuables

Troop 179 and camp will not be responsible for valuables brought to camp. We suggest that you do not bring them. However, if you must, you may want to consider bringing a trunk or suitcase that can be locked. For the Scout's convenience, they may deposit their money at the Troop Bank in the adult camp, the bank will be available twice a day just prior to the flag assemblies (please place the money in an envelope with the Scout's name on it; singles are best). Many Scouts like to hold onto their money but regret their decision after the money is lost or stolen. As with any valuable item, the fewer Scouts that know you have it, the less likely it will be bothered with, so keep your stuff to yourself.


Scout Field Uniform

- ☐ Official Hat
 - ☐ Red Ball Cap (New or Boy Scouts)
 - ☐ Campaign Hat (Paul Bunyans)
 - ☐ Black Ball Cap (Venturers)

- ☐ Scout Shirt (with appropriate patches)

* indicates official patches that are optional

- ☐ Michigan Crossroads Council Strip
- ☐ "179" Numerals
- ☐ Badge of Office
- ☐ Rank Badge
- ☐ USA Flag
- ☐ Patrol Patch
- ☐ *50 Year Bar
- ☐ *Trained Strip
- ☐ *Year Pins
- ☐ *World Crest
- ☐ *Arrow of Light
- ☐ *OA Flap
- ☐ *Activity Patch
- ☐ *Jamboree Patch
- ☐ *Quality Unit Patch
- ☐ Scout Pants or Shorts
- ☐ Bolo Tie or other
- ☐ Socks
- ☐ Belt



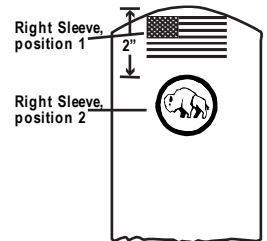
Scout Field Uniform

Activity Uniform

PATCH PLACEMENT

Right Sleeve

- U.S. Flag emblem, position 1
- Patrol Patch, position 2 (2" below the seam)



Left Sleeve

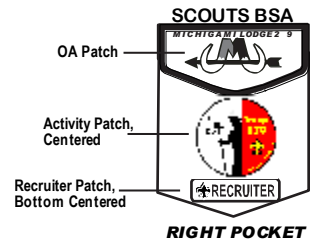
- Michigan Crossroads Council patch
- Troop Numerals (179)
- Position Patch
- Trained Patch

(Patches should be lined up, centered below each other, with each patch touching each other.)



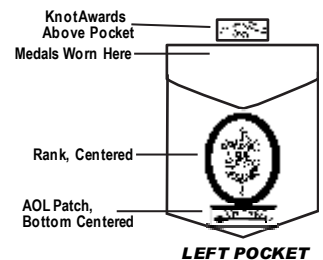
Right Pocket

- OA Patch on Flap, (optional)
- Centered on pocket, the Activity Patch of your choice (optional).
- Above the pocket:
 - Interpreter Strips (optional)
 - Name Plate (optional, worn on flap if not O-A)
 - Jamboree Patch (optional)



Left Pocket

- Centered on pocket, current Rank patch
- Bottom of pocket, Arrow of Light patch (optional)
- Above the pocket:
 - Knot awards (religious emblem, for saving life)
 - 3/8" above, service stars (optional)



World Crest (optional) worn 3" below left shoulder seam and centered over left pocket.

While at Camp

Homesickness

TIPS FOR PARENTS TO HELP US COMBAT HOMESICKNESS:

If a Scout calls home, ask to talk to a Scoutmaster to get the facts. (Scouts sometime embellish the situation to get sympathy i.e., "Someone is being mean to me." "The food is bad." "I don't feel well.") Talk to the Scout about the positive experiences they have had as well as those they can look forward to. Encourage them to continue and let them know how proud you are of them. Don't write to your Scout telling them how much you miss them and don't send special items or food to camp. If you are in camp, try to stay away from your Scout and their activities, let them know that you are there to help the troop and that they should continue to work with their leaders.

The law of camp is the Scout Law!

A Scout will be asked to return home if the following policies are broken:

- Possession, consumption, or being under the influence of alcohol or dangerous drugs.
- Illegal, immoral, or other activities considered unacceptable by society.
- No Scout should be in a tent or facility other than their own (Scouts may not enter another Scout's tent EVEN when the other Scout has invited them, no exceptions).
- The BSA respects the privacy of Scouts and leaders but reserves the right of its leaders to enter quarters and/or duffels during reasonable hours, when necessary, for repair, maintenance, fire safety inspections, or to ensure compliance with BSA regulations and policy.

Venture Recognitions

Cole supports many of the Venture Recognitions; whether you are on a track to earn Ranger or one of the other Venturing Awards they will help you with signing off requirements. The troop will also present a Venture Conservation project during the 9:00 session. All Ventures must sign up for the Venture Conservation Project unless they have gained the permission of the Adviser.

Scout, Tenderfoot and Second-Class Scouts

The program that is designed for Scouts who have joined Troop 179 in the six months prior to summer camp is Camp Tenderfoot. The basic skills of Scouting are incorporated into a program of fun and adventure as it orients the new Scout in the ways of Scouting and helps them along the path to First Class. We concentrate on working on requirements, having fun, learning about Scouting, and getting to know our Patrols and Troop members. The Scouts will be learning the skills that may be applied toward meeting requirements for the Scout, Tenderfoot, Second Class, and First-Class ranks. For Scouts who need to work on these early ranks that have been with the troop for longer than six months there is a session called "Scout Skills" where the Scout will have the opportunity to work one on one so that they can meet the specific requirements they need to earn their rank.

First Class, Star, Life, and Eagle Scouts

Scouts and parents need to keep in mind that earning the rank of Star, Life, and Eagle is much, much, more than earning Merit Badges. There are requirements that deal with Participation, Scout Spirit, and Positions of Responsibilities; it is these requirements that the Scouts will be able to spend the most time on accomplishing. These requirements are what make up the essence of each of the ranks and what tells us, has a Scout really earned the right to hold the status that comes with the ranks they are going for. There is no other activity like Summer Camp that allows the Scouts to work on these requirements and hone their abilities to understand their esoteric meanings. The Scoutmasters at camp will be available to give conferences for ranks throughout the week. Boards of Review will also be available for ranks. The key to successful advancement at summer camp is to plan for it. Prior to going to camp a Scoutmaster will meet with each Scout to help create a plan for advancement.